

- **HIGH POWER DENSITY**
- **10Pin SIP PACKAGE STYLE**
- **DUAL OUTPUT VOLTAGE**
- **INDUSTRIAL STANDARD PIN-OUT**
- **NO HEAT SINK REQUIRED**
- **1K VAC ISOLATION**
- **REGULATED OUTPUT VOLTAGE**
- **PCB MOUNTING**


ELECTRICAL SPECIFICATIONS:

(All specifications tested typically @ 25°C, humidity<75%, nominal input and rated output unless otherwise noted.)

OUTPUT SPECIFICATIONS

Items:	Testing condition	Min	Typ	Max
Output accuracy	At full load and nominal Vin			±2%
Output power		0.2W		2W
Line regulation	Input voltage from low to full load			0.5
Load regulation	From 20% to full load			0.5%
Ripple and noise	20MHz bandwidth			20mVp-p
Temperature drift				±0.02 %/°C
Minimum load				10%
Switching frequency			80K HZ	
Short circuit protection			60s	

INPUT SPECIFICATIONS

Items:	Testing condition	Min	Typ	Max
Input voltage range	5 VDC nominal input		4.5-5.5	
	12VDC nominal input		10.8-13.2	
	24VDC nominal input		21.6-26.4	

COMMON SPECIFICATIONS

Items	Min	Typ.	Max
-------	-----	------	-----

Operating temperature range		-40°C		+85°C
Storage temperature range		-55°C		+125°C
Humidity				<75%
Cooling	Free Air Convection			
Isolation voltage (VDC)	Input to Output		1,000	
Isolation resistance (ohms)			10 ⁹	
Isolation capacitance (pF)				60
Efficiency (%)	See Product List	60		78
Case material	Non-conductive black plastic			
Potting material	Epoxy Resin UL94-V0			
Packing material	Tube			
Dimension (mm / inch)	27.40*8.80*11.00 (1.08*0.34*0.43)			
Weight (g)	10			
MTBF (Hrs)	>1,000,000			

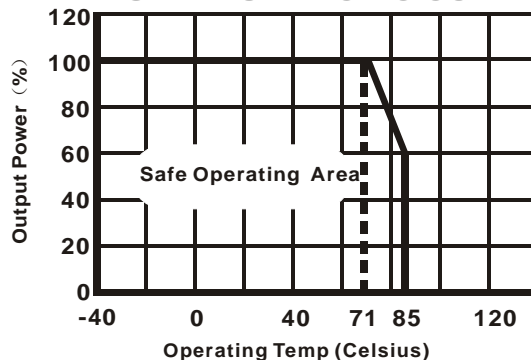
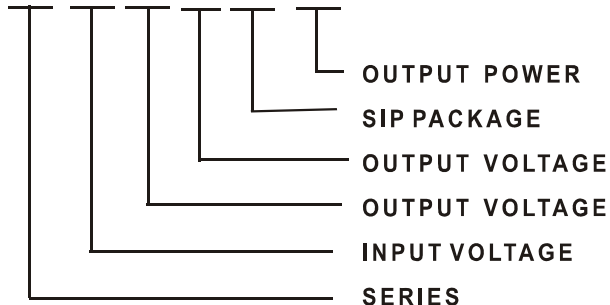
PRODUCT LIST

Part Number	Input Voltage (VDC)			Output		Efficiency (% , Typ.)	Package
	Range	Nominal	Max.	Current (mA)	Voltage (VDC)		
VD050303S-2W	4.5-5.5	5	7.25	303/303	3.3/3.3	63	SIP
VD050505S-2W	4.5-5.5	5	7.25	200/200	5/5	66	SIP
VD051212S-2W	4.5-5.5	5	7.25	84/84	12/12	66	SIP
VD120505S-2W	10.8-13.2	12	16.0	200/200	5/5	68	SIP
VD121212S-2W	10.8-13.2	12	16.0	84/84	12/12	69	SIP
VD120909S-2W	10.8-13.2	12	16.0	111/111	09/09	68	SIP
VD240505S-2W	21.6-26.4	24	30.0	200/200	12/12	75	SIP
VD240909S-2W	21.6-26.4	24	30.0	111/111	9/9	72	SIP
VD241212S-2W	21.6-26.4	24	30.0	84/84	5/5	76	SIP
VD050303S-2W	4.5-5.5	5	7.25	200/200	3.3/3.3	63	SIP
VD050505S-2W	4.5-5.5	5	7.25	200/200	5/5	66	SIP
VD051212S-2W	4.5-5.5	5	7.25	84/84	12/12	66	SIP
VD120505S-2W	10.8-13.2	12	16.0	200/200	5/5	68	SIP

NOMENCLATURE
TEMPERATURE DERATING GRAPH

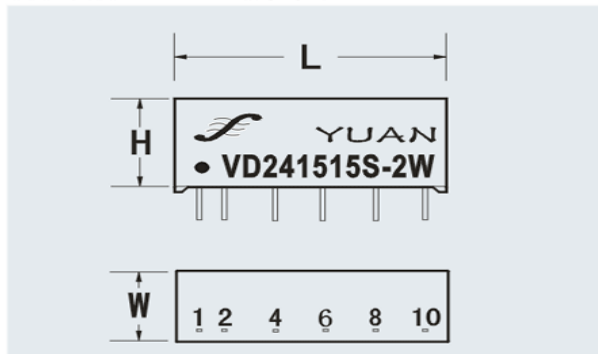
VDxxxxxxS-2W DUAL DC-DC CONVERTER

VD 05 05 05 S - 2W



OUTLINE DIMENSION

SIZE	SIP(LxWxH)	DIP(LxWxH)
1W 2W	27.4x8.8x11	—



PKG	Vin	GND	0V1	+Vo1	0V2	+Vo2
VDS	1	2	4	6	8	10

PINS DESCRIPTION

SIP Pin	Connection	
1	Vin	Input
2	GND	Input
4	0V1	OUTput
6	+VO1	OUTput
8	0V2	OUTput
10	+VO2	OUTput